



One Flare can be used in combination with all the existing endodontic treatment methods.

## With One Flare, for safer treatments



### ✓ Safe progression

- One Flare efficiently allows for easier centering of the hand file used for glide path.
- The unhindered action of the hand file facilitates the penetration beyond its first insertion.
- By facilitating the straight line access to the middle and then to the apical third, the risk of fracture for the succeeding instruments is limited.

### ✓ Elimination of the interferences at the root canal entrance

- The opening of the root canal through a selective brushing action of the instrument:
  - Exposes the canal entrances.
  - Reduces the risk of shaping instruments snagging on canal walls during insertion.

© COLTENE – MicroMega.Coltene.com



**Micro-Mega SA**  
12, rue du Tunnel  
25000 BESANCON / France  
T +33 3 81 54 42 42  
F +33 3 81 54 42 30  
commercial@micro-mega.com

Ref.60301805-B 04/19

FLARING

## MicroMega

# One Flare

Your new generation  
heat-treated flaring instrument



Non contractual pictures - Micro-Mega reserves the right to modify the characteristics of its products without prior notice.  
Photo credit: © William87, Flickr - Fotolia.com

 **COLTENE**

 **COLTENE**

# One Flare®

The first step of the root canal preparation after completion of the access cavity consists of enlargement of the root canal entrances by eliminating dentinal overhangs. This step is essential as it prevents stress that may be caused on the following shaping instruments and therefore reduces the risks of instrument fracture. The enlargement of the root canal is generally performed using a wide-tapered flaring instrument.

*Early coronal flaring provides a number of advantages for the clinician. First, this procedure is found to simplify changes in working lengths. Moreover, it eases the insertion of the instruments through to the apical third and thus facilitates instrumentation and irrigation access through the root canal. It has also been found that early coronal flaring provides more accurate apical size determination.*

Hakan Arslan, Ertugrul Karatas, Ismail Davut Capar, Damla Ozsu, and Ezgi Dogonay. Coronal Flaring Instruments and Dentinal Crack. 2014. J.Endod.2014 Oct; 40(10): 1681-3

One Flare  
Advertising + operating protocol

CE 0459  
Year of CE-marking: 2016  
Medical device class IIA according to directive 93/42/EEC  
Certifying body: LNE/G-MED  
Medical device for dental care, meant for professional dental use only. See product labelling and, where applicable, instructions for use.

STERILE EO  
Sterility guaranteed if package is unopened and undamaged.

Micro-Mega SA  
12, rue du Tunnel  
25000 BESANCON / France

## Micro-Mega

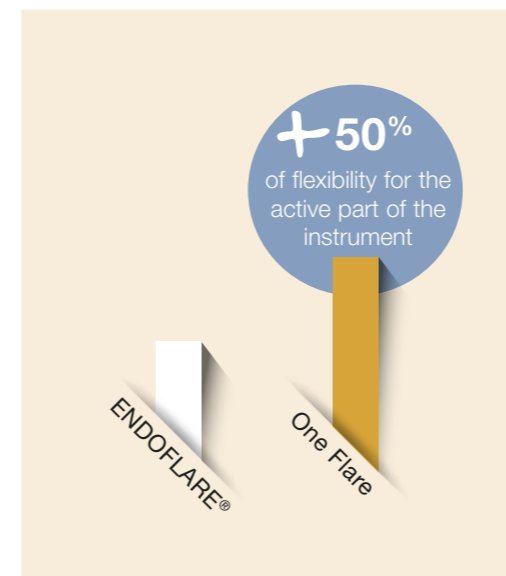
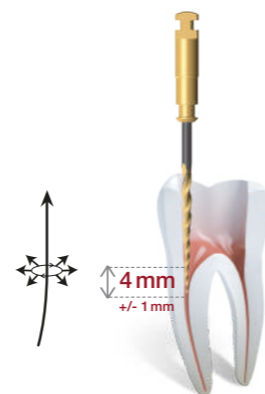
is proud to present its latest sterile, heat-treated nickel-titanium multiple-use flaring instrument.

**The instrument that makes your endo safer!**



## The One Flare +

- ✓ Heat-treated
  - Better fatigue resistance
  - Increased flexibility
- ✓ Sterile instrument for multiple use
  - High quality dental care and root canal treatment
  - The new standard for dental care



Blister of 5 instruments  
L17 mm

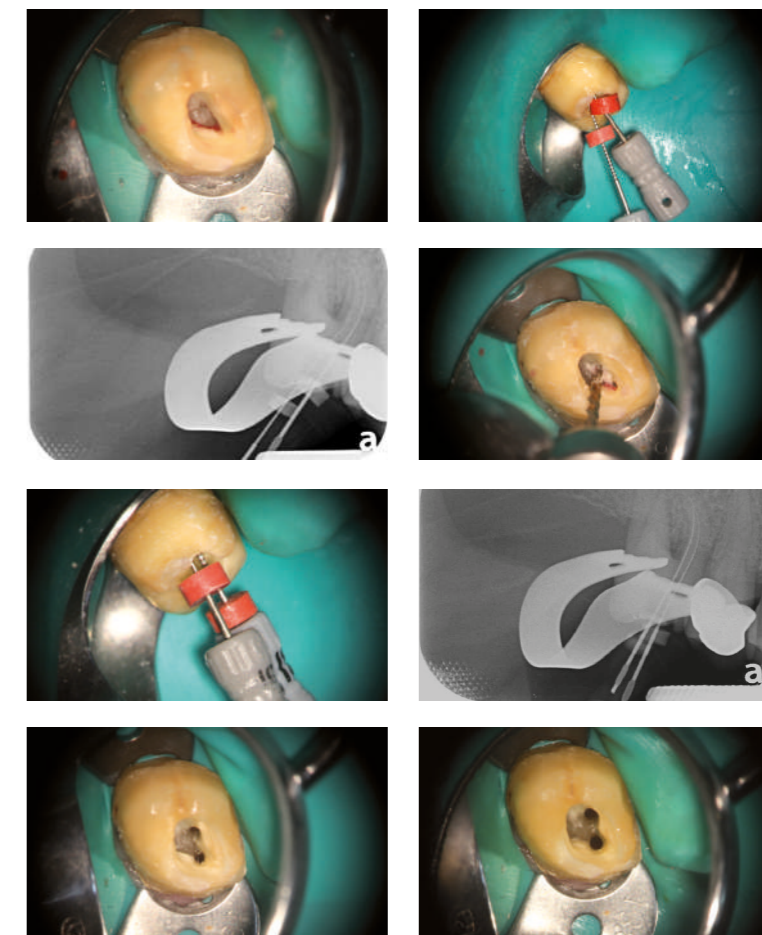


Ref. : 20952201

## Clinical case

Dr. Jean-Philippe MALLET - France

Enlargement of the root canal entrances with direct access to the canal orifices. Improved localization of the hand files used for the scouting of the root canal.




## Testimonials



Dr. Yongsik Cho  
(South Korea)

*Very well designed orifice shaper. Excellent cutting to be fast, nice design for selective outward brushing of the root canal walls.*



Dr. Mostafa Anwar  
(Egypt)

*Reduced taper, more conservative. No ledges formed due to no sucking in action.*



Dr. Wim Blontrock  
(Belgium)

*One Flare is similar to Protaper SX, but much better. I love the flexibility!*